



ZEN0140



D:9
L:82
P:29.64
E:10
IP:12.5
C:46.5
GD

DENSO:CELICA/
CORONA/HYLUX/DINA


ZEN0143



D:9
L:84.5
P:29.6
E:3
IP:14.3
C:46.5
GD

DENSO:TOYOTA


ZEN0184



D:9
L:64
P:29.6
E:10
IP:12.5
C:46.5
GD

DENSO:TOYOTA CORONA/
DAIHATSU CHARMANT


ZEN0324



D:9
L:74
P:29.6
E:10
IP:12.5
C:46.5
GD

DENSO:DAIHATSU
DELTA


ZEN0327



D:9
L:86
P:29.6
E:10
IP:12.5
C:46.5
GD

DENSO:DAIHATSU
HONDA/TOYOTA


ZEN0339



D:9
L:82
P:25.8
E:10
IP:12.5
C:46.5
GD

DENSO:KUBOTA/
DODGE/CHRYSLER

ZEN0341



D:9
L:86
P:29.6
E:10
IP:12.5
C:46.5
GI

DENSO:DAIHATSU
SUBARU A11

ZEN0342



D:8
L:86
P:27.6
E:10
IP:12.5
C:46.5
GI

DENSO:FORD
COURIER

ZEN0343



D:9
L:82
P:34.8
E:10
IP:12.5
C:46.5
GD

DENSO:KUBOTA/

ZEN0434



D:10
L:102
P:40
E:4
IP:17
C:60
GD

DENSO:JOHN
DEERE (TRACTOR)

ZEN0498



D:8
L:82
P:28.2
E:10
IP:12.5
C:46.5
GD

DENSO:TOYOTA/
COROLLA/STARLET

ZEN0545



D:8
L:64
P:28.2
E:10
IP:12.5
C:46.5
GD

DENSO:FORD
COURIER

ZEN0686



D:8
L:82.0
P:28.2
E:10
IP:12.5
C:46.5
GI

DENSO:BEDFORD
/MITSUBISHI


ZEN0765



D:8
L:82
P:24.7
E:10
IP:12.5
C:46.5
GI

DENSO:DAIHATSU
CHARADE

ZEN0808



D:8
L:53.5
P:28.2
E:5
IP:11.0
C:43.5
GD

DENSO:SUZUKI
SWIFT 1.3-JIMMY

ZEN0809



D:9
L:53.5
P:29.6
E:5
IP:11.0
C:43.5
GD

DENSO:TOYOTA/
HONDA CIVIC


ZEN0813



D:10
L:108.5
P:40
E:4
IP:17
C:60
GD

DENSO:JOHN DEERE

ZEN0830



D:8
L:53.5
P:28.2
E:5
IP:11.0
C:41.5
GD

DENSO:DAIHATSU
FEROZA 4X4

ZEN0841



D:9
L:53.5
P:29.6
E:5
IP:11.0
C:41.5
GD

DENSO:TOYOTA
4K-5K

ZEN0940




D:8
L:70.5
P:24.7
E:8
IP:12
C:45.5
GI

DENSO:ASIA
TOWNER MOTOR MANDO



ZEN0948



D:10
L:104
P:40
E:18
IP:17
C:60
GD

DENSO:CASE EHC
/JOHN DEERE

ZEN0950



D:9
L:53.5
P:29.6
E:5
IP:11
C:41.5
GI

DENSO:JOHN DEERE

ZEN0951



D:8
L:75
P:28.2
E:5
IP:11
C:41.5
GI

DENSO:SUZUKI
CARRY/MARUTI


ZEN1734



D:9
L:64.2
P:29.6
E:5
IP:11
C:43.7
GD

DENSO:HONDA CIVIC/ CRV

ZEN1759



D:9
L:75
P:29.6
E:5
IP:11
C:41.5
GD

DENSO:HONDA FIT

ZEN1813



D:9
L:42
P:29.64
E:10
IP:11
C:45.6
GD

DENSO:TOYOTA HIACE /
COROLLA / HILUX

ZEN1841



D:10
L:43.5
P:32
E:10
IP:11
C:43.7
GD

DENSO:HILUX


ZEN1857



D:9
L:50.8
P:35.5
E:10
IP:12.06
C:46.5
GD

DENSO:TOYOTA AVENSIS

ZEN1877



D:10
L:81.2
P:27.8
C:44.2
GD

DENSO:FIAT DOBLO/STRADA
PALIO/ PUNTO

ZEN1884



D:11
L:50.5
P:39
E:10
IP:12
C:49
GD

DENSO:TOYOTA COROLLA/
RAV4 III


ZEN1885



D:9
L:75
P:29.6
E:5
IP:11.02
C:41.5
GI

DENSO:JOHN DEERE/

ZEN1895



D:8
L:75
P:24.7
E:5
IP:11
C:41.5
GI

DENSO:DAIHATSU CHARADE

ZEN1902



D:11
L:43.5
P:30
E:10
IP:11.02
C:45.9
GD

DENSO:CITROEN BERLINGO
JUMPY/BIPPER

ZEN1935



D:15
L:58.5
P:38.2
E:10
IP:11.02
C:45.6
GD

DENSO:S10 /COLORADO 2.5L

ZEN1942



D:12
L:43.5
P:31.8
E:10
IP:11.02
C:45.9
GD

DENSO:FORD F150/ F250/
F350/ F450/ EXPEDITION

ZEN1943



D:11
L:51.5
P:35.4
E:10
IP:11.02
C:45.9
GD

DENSO:HONDA NEW CIVIC

ZEN1948



D:13
L:107.5
P:46
E:16
IP:17.03
C:72.2
GD

DENSO:JOHN DEERE
PERKINS


ZEN1970



D:10
L:57.5
P:27.94
E:5
IP:11
C:43.5
GD

DENSO:DODGE CARAVAN/
GRAND CARAVAN V6 3.3

ZEN1974



D:15
L:93.2
P:38.2
E:
IP:
C:44.2
GD

DENSO:MOBI/ NOVA STRADA

ZEN1988



D:12
L:75.3
P:37.18
E:5
IP:11
C:41.5
GI

DENSO:HONDA INDUSTRIAL



ZEN1998



D:9
L:43.5
P:32.2
E:10
IP:11.02
C:45.9
GD

DENSO:ISUZU DMAX 1.9

ZEN2004



D:10
L:101.7
P:37.8
E:5
IP:
C:45.9
GD

DENSO:TOYOTA HILUX 2.8/3.0/
281000L180/28100L190/

ZEN2010



D:12
L:50.5
P:37.6
E:10
IP:12
C:49
GD

DENSO:KIA BONGO K2500/
K2700/ K3000/

ZEN2034



D:13
L:94.6
P:40.8
E:5
IP:
C:45.9
GI

DENSO:TOYOTA AVENSIS/
CAMRY

ZEN2036



D:11
L:63.2
P:35.5
E:10
IP:11.02
C:45.6
GD

DENSO:JEEP CHEROKEE/

ZEN2037



D:9
L:43.5
P:34.5
E:10
IP:11.02
C:45.9
GD

DENSO:TOYOTA AVENSIS/
CAMRY

ZEN2043



D:10
L:81.2
P:32.09
E:
IP:
C:44.2
GD

DENSO:TOYOTA COROLLA 1.5/
2.0

ZEN2044



D:13
L:63.2
P:34.4
E:10
IP:11.02
C:45.6
GD

DENSO:FORD F150/ MBB C180
C200/ E200/ E250

ZEN2053



D:9
L:85.2
P:30
E:
IP:
C:44.2
GD

DENSO:TOYOTA ETIOS/ YARIS
1.3/ 1.5 16V


ZEN2060



D:9
L:53.5
P:32
E:5
IP:11
C:43.5
GD

DENSO:SUZUKI SWIFT 1.2

ZEN2068



D:9
L:104.7
P:30.7
E:
IP:
C:44.2
GD

DENSO:DODGE DURANGO/
CHARGER /RAM 1500

ZEN2071



D:9
L:58.4
P:29.6
E:5
IP:11
C:43.7
GD

DENSO:HONDA ACCORD 2.4/
CIVIC/ CRV/ ODYSSEY/

ZEN2075



D:8
L:60
P:28.2
E:5
IP:11
C:41.5
GD

DENSO:SUZUKI ALTO 1.0/
WAGON-R/

ZEN2078



D:8
L:57.5
P:28.2
E:12
IP:12.06
C:43.5
GD

DENSO:SUZUKI MARUTI/
DZIRE/ SWIFT

ZEN2082



D:13
L:58.5
P:40
E:10
IP:11.02
C:45.6
GD

DENSO: FORD F150 2.7